

Africa

Asia

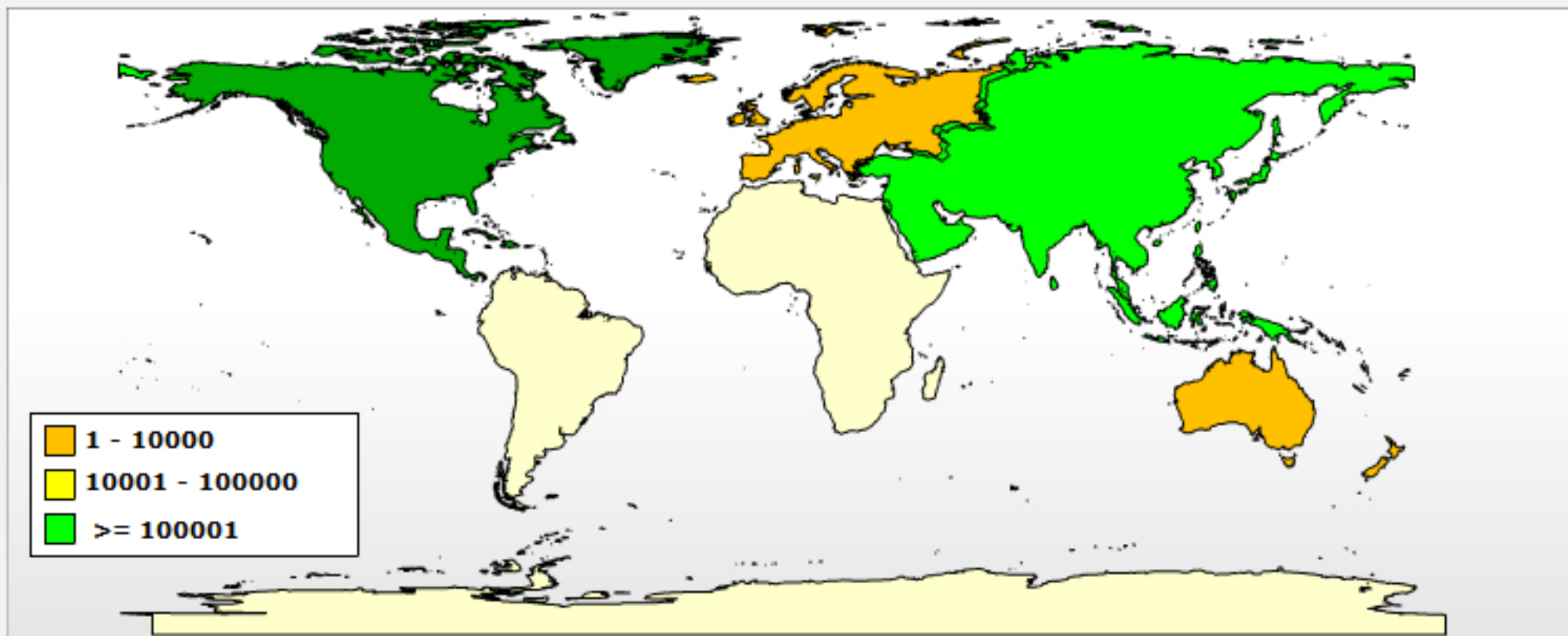
N.America

S.America

Europe

Oceania

World



Trend Production

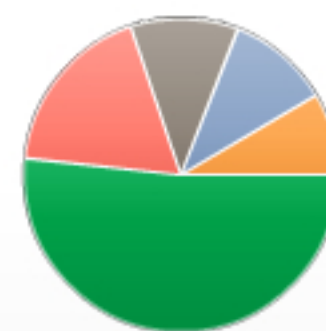
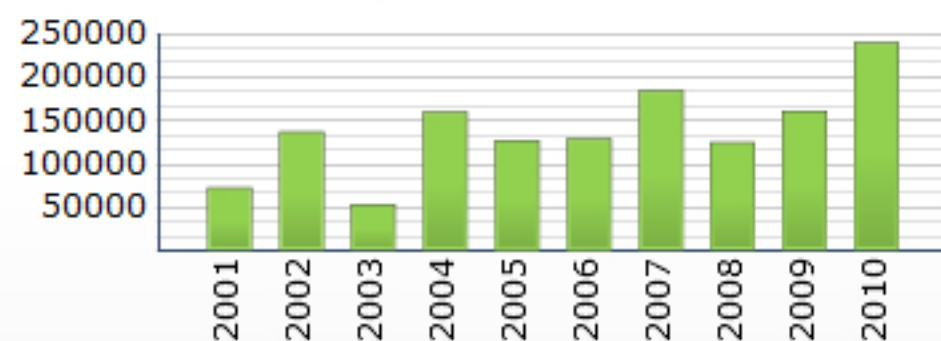
Exports

Imports

Top Exporters

Top Importers

## North America



China  
Germany  
Belgium  
United Arab Emirates  
Netherlands

## Estimated World Pistachios, in shell Production. Metric Tons

2009

2010

Country	2009					2010				
	Beginning Stock	Imports	Prod	Total Supply	Ending Stock	Beginning Stock	Imports	Prod	Total Supply	Ending Stock
USA	31.092	593	161.141	192.826	17.600	17.600	404	240.200	258.204	65.183
Iran	2.000	78	160.000	162.078	10.000	10.000	24	195.000	205.024	30.000
Turkey	23.300	2.317	40.000	65.617	2.000	2.000	3.056	112.000	117.056	21.440
China	0	78.549	5.000	83.549	0 n/a	0 n/a	94.089	5.000	99.089	0 n/a
Syria	5.000	6.710	50.000	61.710	0 n/a	0 n/a	4.600	61.000	65.600	10.000
Germany	0 n/a	37.112	0 n/a	37.112	0 n/a	0 n/a	32.931	0 n/a	32.931	0 n/a
Afghanistan	1.000	805	15.000	16.805	0 n/a	0 n/a	891	22.000	22.891	0 n/a
Belgium	0 n/a	22.447	0 n/a	22.447	0 n/a	0 n/a	20.247	0 n/a	20.247	0 n/a
UAE	0 n/a	21.408	0 n/a	21.408	0 n/a	0 n/a	19.205	0 n/a	19.205	0 n/a
Netherlands	0 n/a	14.955	0 n/a	14.955	0 n/a	0 n/a	15.462	0 n/a	15.462	0 n/a
Others	600	128.768	15.000	144.368	550	550	137.690	8.300	146.540	1.000
<b>World Total</b>	<b>62.992</b>	<b>313.742</b>	<b>446.141</b>	<b>822.875</b>	<b>30.150</b>	<b>30.150</b>	<b>328.599</b>	<b>643.500</b>	<b>1.002.249</b>	<b>127.623</b>